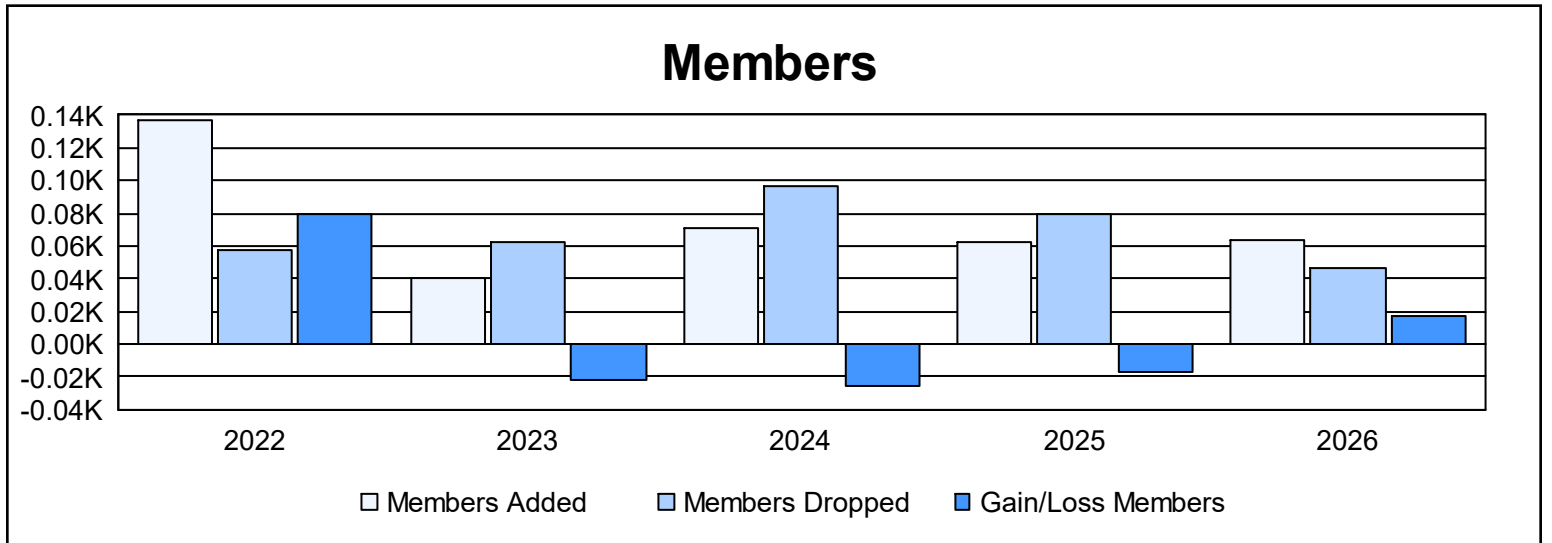
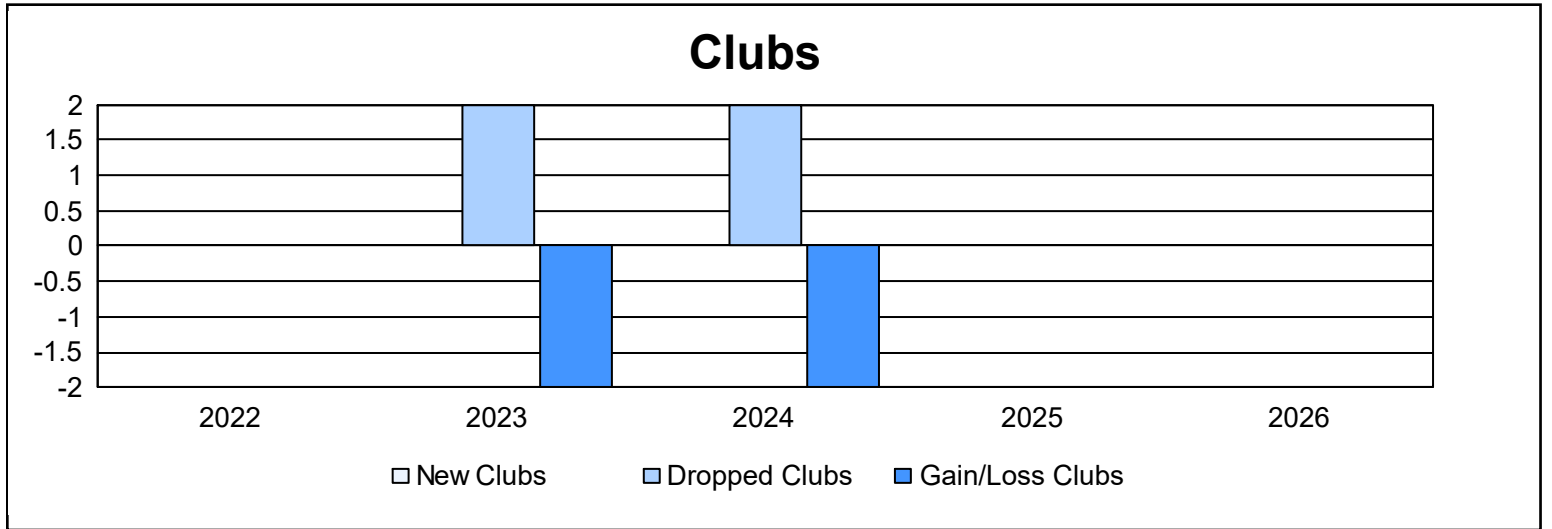
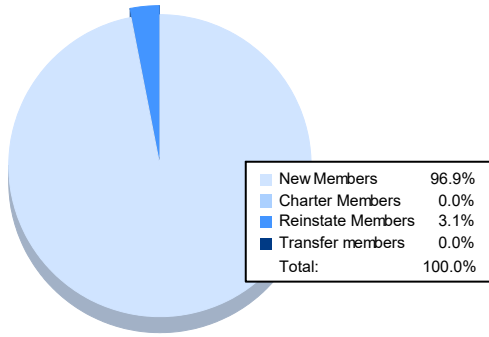


Year	New Clubs	Dropped Clubs	Gain/ Loss Clubs	New Members	Charter Members	Reinstate Members	Transfer Members	Total Member Added	Total Members Dropped	Gain/ Loss Members
2021-2022	0	0	0	135	0	2	0	137	58	79
2022-2023	0	2	-2	35	0	3	2	40	62	-22
2023-2024	0	2	-2	62	1	4	4	71	97	-26
2024-2025	0	0	0	53	0	5	4	62	79	-17
2025-2026	0	0	0	62	0	2	0	64	47	17
<b>Average</b>	<b>0</b>	<b>1</b>	<b>-1</b>	<b>69</b>	<b>0</b>	<b>3</b>	<b>2</b>	<b>75</b>	<b>69</b>	<b>6</b>



### Membership Composition May 2026 Cumulative



### Gender Composition May 2026 Cumulative

